

BUCKETS



V50 LOW PROFILE DIRT BUCKET

Available widths 60", 66", 72", 78" & 84"

Heavily built bucket with a low back and extended bottom for cutting edge visibility.



AVAILABLE EDGE OPTIONS
See page 88 for additional information.



37.0"
DEPTH


20.5"
HEIGHT

UP TO
17 CU FT
STRUCK CAPACITY
(VARIES BY MODEL)

UP TO
20 CU FT
HEAPED CAPACITY
(VARIES BY MODEL)

LESS THAN
2400 LB
LOADER OPERATING CAPACITY

1. CUTTING EDGE VISIBLE FROM INSIDE CAB
2. GRADING BEND FOR OPTIMAL REVERSE GRADING & CURVED INSIDE FOR EASIER MATERIAL CLEANOUT
3. 3/4" x 6" WELD-ON EDGE
4. ADDITIONAL GUSSETING ON BACK OF BUCKET
5. 1/2" x 4" WEAR BARS PROTECT THE BUCKET BOTTOM



OPTION: SIDE CUTTERS

Exclusive reversible design. Improves performance in hard, compacted soils and extends the life of the bucket sides. Not compatible with Toothbars.

MODEL	DHV60EX-GB	DHV66EX-GB	DHV72EX-GB	DHV78EX-GB	DHV84EX-GB
Width: Overall / Inside (in.)	61.5 / 59.3	67.5 / 65.3	73.5 / 71.3	79.5 / 77.3	85.5 / 83.3
Overall Height (in.)	20.5				
Depth: Overall / Inside (in.)	37.0 / 32.5				
Capacity: Struck / Heaped (cu. ft.)	11.9 / 14.3	13.1 / 15.7	14.4 / 17.3	15.7 / 18.8	17.0 / 20.4
Bucket Back Angle (degrees)	66				
Shell Thickness (in.)	0.19				
Side Plate Thickness (in.)	0.25				
Structural Wear Bars Under Bucket (1/2" x 4")	2	2	2	3	3
Approximate Weight (lbs)	475	505	535	585	615
Recommended Loader Capacity	Less than 2400 lbs				